

THE ROSEN MARKET TIMING LETTER

PRECIOUS METALS - FOREX - STOCK INDICES - COMMODITIES

<https://www.deltasociety.com/content/ron-rosen-precious-metals-timing-letter>

RONALD L. ROSEN
July, 2018

GOLD TECHNICAL ANALYSIS 101

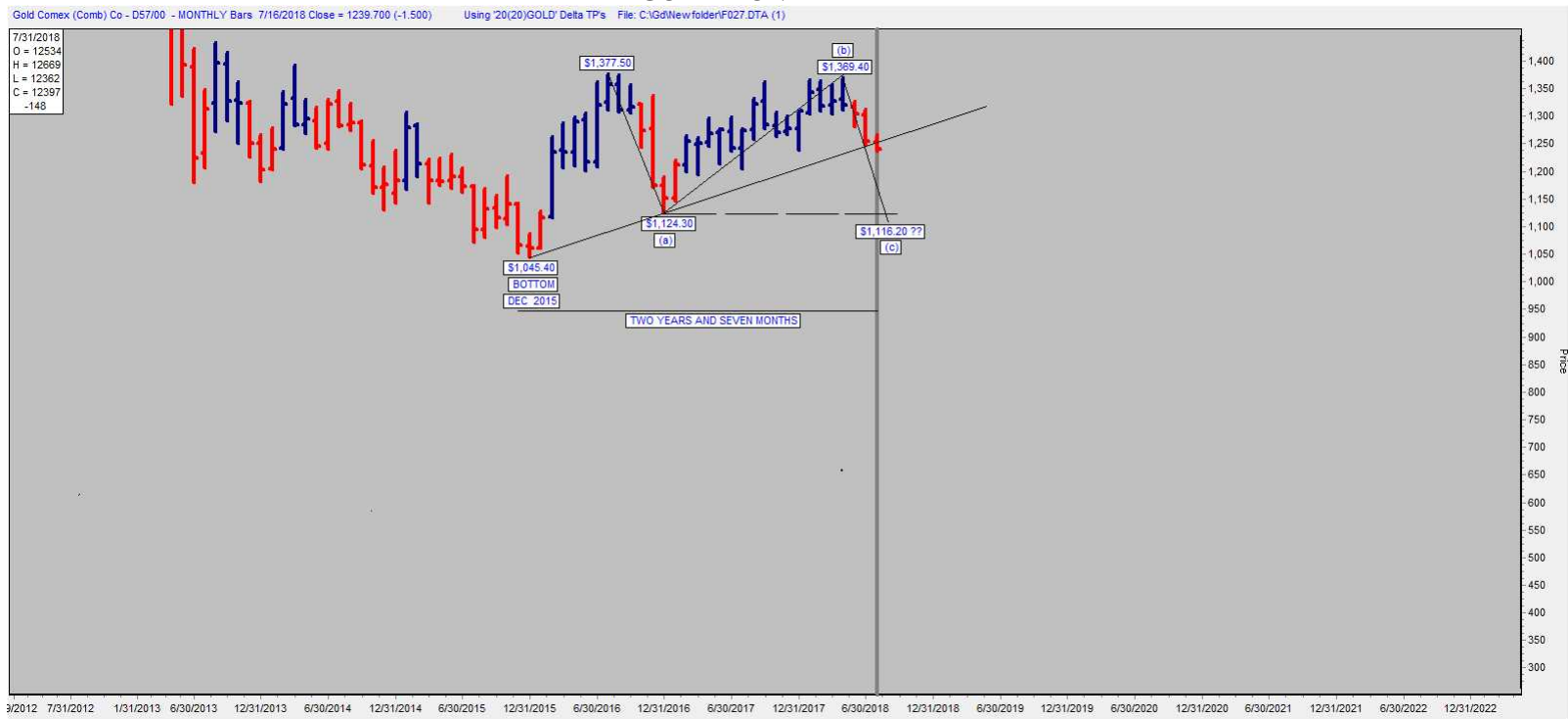
QUESTION

How do we know a 2 and ½ year rising trend line has broken down?

ANSWER

Look at it!

GOLD MONTHLY



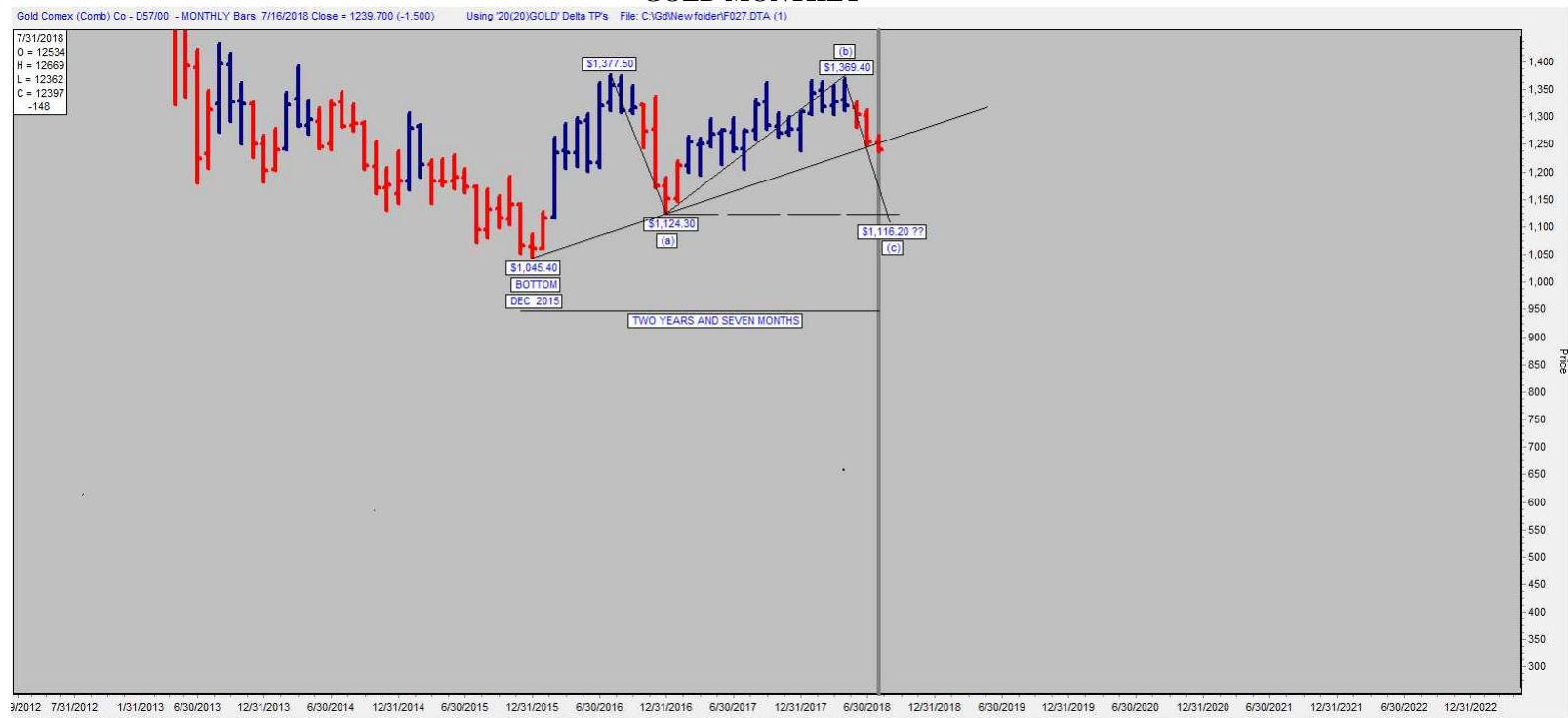
QUESTION

O. K. So it's broken down. What's all that gibberish beneath the chart?

ANSWER

All that gibberish will tell you what to expect next for the price of gold. If you really want to know you can subscribe. Contact Perry @ trendpl@triad.rr.com

GOLD MONTHLY



QUESTION

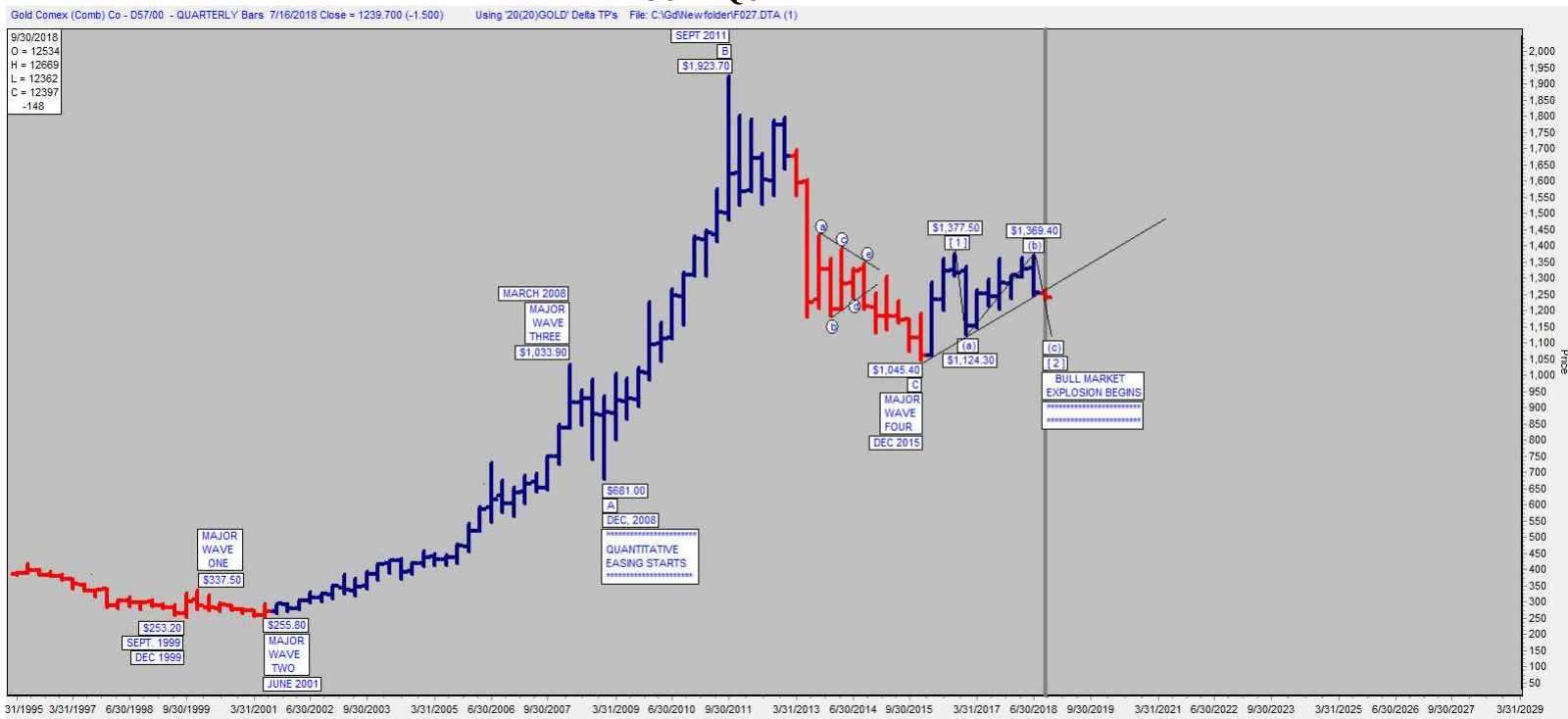
Hey, this quarterly gold chart also shows the 2 and ½ year rising trend line broken down! It's so obvious why doesn't everybody know this?

ANSWER

Ah Ha! You finally asked a question for which I don't have an answer. Just sign up and you will have all the answers this 87 year old has acquired after 63 years in the business of trading and investing. Learning about the markets was just like this [One Piece at a Time Cadillac](#) .

Contact Perry @ trendpl@triad.rr.com

GOLD QUARTERLY



Disclaimer: The contents of this letter represent the opinions of Ronald L. Rosen. Nothing contained herein is intended as investment advice or recommendations for specific investment decisions, and you should not rely on it as such. Ronald L. Rosen is not a registered investment advisor. Information and analysis above are derived from sources and using methods believed to be reliable, but Ronald L. Rosen cannot accept responsibility for any trading losses you may incur as a result of your reliance on this analysis and will not be held liable for the consequence of reliance upon any opinion or statement contained herein or any omission. Individuals should consult with their broker and personal financial advisors before engaging in any trading activities. Do your own due diligence regarding personal investment decisions.