



May 17, 2021

Gold & Silver – Steady as She Goes

Gold continues to stride higher, and we still see the 62% retracement from the April 29th low of \$1755 as the allowable correction (*now \$1797*). Slow, steady steps such as that seen in 1976-78, 1985-1998, 2000-2005 and now are how large gold moves get started.





Traders should not risk below last week's low in the miners.

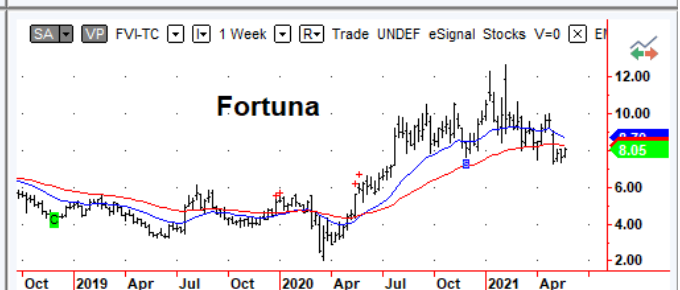
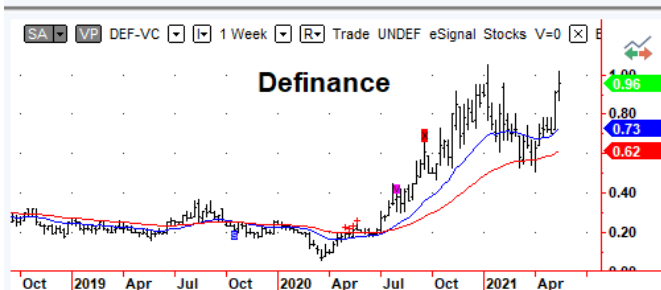
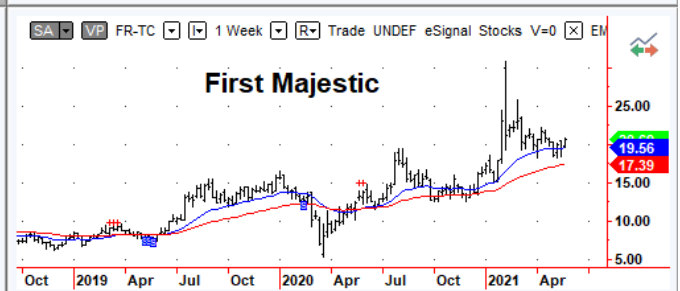
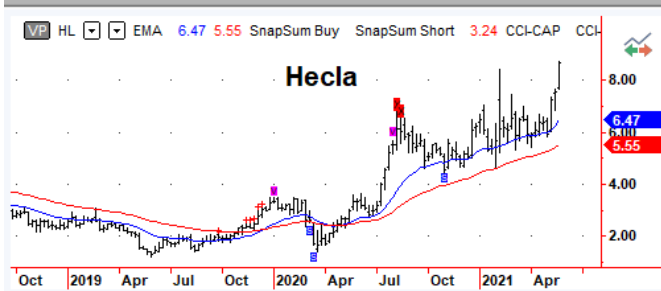
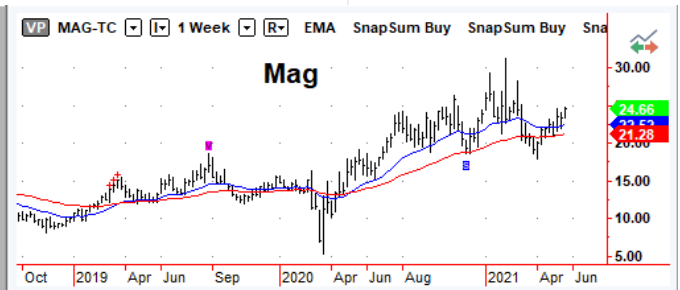
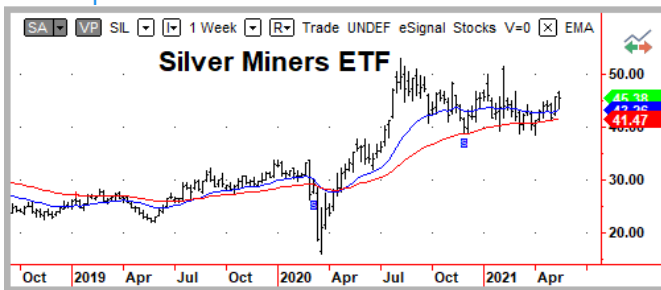


Silver's action since the Upside Exhaustion high in August developed as a normal consolidation phase through March. The positive bias since turning higher from the Sequential Buy Setup and tested lower Keltner Band in March saw it push through the 50% retracement from the February high in April, mimicking 2006's correlation.

Today's move above the upper Keltner Band (50,3) could be day one of a new Sequential count. Prices could easily be well above last summer's high by the time a completed Sequential Sell Setup 7 or 9 (consecutive closes above four bars earlier) is in place.



The Silver miner's ETF diverged very negatively from bullion in August and has only managed to keep pace with bullion in the recent rally. Buyers of silver stocks will need to be much more selective than the gold buyers.



Opinions in this report are solely those of the author. The information herein was obtained from various sources; however, we do not guarantee its accuracy or completeness. This research report is prepared for general circulation and is circulated for general information only. It does not have regard to the specific investment objectives, financial situation, and the needs regarding the appropriateness of investing in any securities or investment strategies discussed or recommended in this report and should understand that statements regarding future prospects may not be realized.

Investors should note that income from such securities, if any, may fluctuate and that each security's price or value may rise or fall. Accordingly, investors may receive back less than originally invested. Past performance is not necessarily a guide to future performance. Neither the information nor any opinion expressed constitutes an offer to buy or sell any securities or options or futures contracts. Foreign currency rates of exchange may adversely affect the value, price or income of any security or related investment mentioned in this report. In addition, investors in securities such as ADRs, whose values are influenced by the currency of the underlying security, effectively assume currency risk. Moreover, from time to time, members of the Charts and Markets team may be long or short positions discussed in our publications.

Research reports are provided for the use of paying subscribers of the Chart and Markets service and not for public distribution. An abuse of the single-user subscription will result in the revoking of the service. Multi-user subscriptions are available upon request.